


# Vegetable Gardening Online.com


Indoor and Outdoor Vegetable Gardening Solutions

4 Ft X 20 Ft - (1.2192 m X 6.09 m)


16 Corn Plants




16 Green Beans (Pole or Bush)



2 Cucumbers (Cage or Trellis)



1 Tomato (in Cage)



4 Peppers (Any Color)




4 Eggplants



16 Beets



24 Onions



8 Lettuce (Replant As Needed)



32 Radishes (Replant As Needed)



1. This sample plan can be used for an in-ground row garden, or a raised bed garden. (Lengthen or shorten as needed to fit your gardening area.)
2. You can substitute other vegetables in place of these..... this is to give you an idea or starting point.
3. Follow instructions on seed packet or small plant for exact spacing instructions, as this will vary from plant to plant.
4. Plant tallest plants on the north side of the garden, medium height plants in the middle, and shortest plants on the south end of the garden to ensure maximum sun exposure.

## NOTE:

Your garden layout can run from east to west, but the rows of vegetables you plant should always run from north to south for maximum sun exposure.